









SCHEDULE A-4

SOMBRA VILLAGE

-  AGRICULTURAL
-  RESIDENTIAL
-  CENTRAL COMMERCIAL
-  INDUSTRIAL TYPE ONE
-  OPEN SPACE
-  COUNTY ROADS
-  COLLECTOR ROADS
-  RAILWAYS

MOD # 1

